



## Coagulation of Natural Organic Matters Using Aluminum Tridecamer ( $Al_{13}$ ) with Counter Ions

Ya-Fan Lin, Duu-Jong Lee\*

Department of Chemical Engineering, National Taiwan University, Taipei 10617, Taiwan

### ABSTRACT

Coagulation of natural organic matters (NOM) using coagulants is an efficient drinking water treatment process. Polyaluminum chloride (PACl) is a commonly adopted coagulant with aluminum tridecamer ( $[AlO_4Al_{12}(OH)_{24}(H_2O)_{12}]Cl_7$ ,  $Al_{13}$ ) as an important hydrolysed intermediate. This paper investigated the effects of anions on coagulation of NOM with purified  $Al_{13}$  with sodium salts as counter ions.

*Keywords:*  $Al_{13}$ ; humic acids; anions; stability; coagulation

### 1. INTRODUCTION

Polymer aluminum chloride (PACl) is one of the frequently used coagulants in water treatment for organics and colloids removal (Lin et al., 2008, 2009; Shafran et al., 2005; Yan et al., 2007; Zhao et al., 2008). Hydrolysis and condensation of aluminum ions in acidic solution can yield numerous polynuclear species, including Keggin ions such as  $[AlO_4Al_{12}(OH)_{24}(H_2O)_{12}]^{7+}$  ( $Al_{13}$ ) (Akitt et al., 1985) or  $[Al_{30}O_8(OH)_{36}(H_2O)_{28}]^{18+}$  ( $Al_{30}$ ) (Chen et al., 2006; Roswell and Nazar, 2000). The  $Al_{13}$  aggregates are of size of approximately 400 nm so are named nano- $Al_{13}$  (Gao et al., 2009). Although being intensively studied (Sarpola et al., 2004), the coagulant species, nano- $Al_{13}$ , were mostly applied in pure coagulant process with no impurities. However, salts and natural organic matters (NOM) are present in all raw waters. Natural organic matters (NOM) are ubiquitously present in surface waters (Matilainen et al., 2010).

Salts containing high-purity  $Al_{13}$  were pro-

duced (Gao et al., 2009; Liu et al., 1999; Shi et al., 2007; Wang et al., 2004; Xu et al., 2003; Zhao et al., 2002). Sulfate left in the produced  $Al_{13}$  salt by conventional  $SO_4^{2-}/Ba^{2+}$  separation method may deteriorate stability of  $Al_{13}$  cluster in water (Wang et al., 2002). Lin and Lee (2010a) purified  $Al_{13}$  clusters by solvent precipitation technique to achieve higher stability of  $Al_{13}$  clusters than those purified using the  $SO_4^{2-}/Ba^{2+}$  method. Lin and Lee (2010a) demonstrated a series of electrospray ionization mass spectrometry (EIS) results of  $Al_{13}$  in the 50:50 water/acetonitrile solutions. These authors noted that acetonitrile is prone to adduct to the aluminum center and alter aluminum tridecamer to shorter polymer species. In the presence of the acetonitrile, the chloride ions could not coordinate with the aluminum center. However, Lin and Lee (2010b) demonstrated that the presence of chloride ions in water can lead to destabilization of  $Al_{13}$  aggregates, suggesting the limited coordination capacity of chloride ions with the chloride ions. Lin and Lee (2011) demonstrated the EIS series of  $Al_{13}$  in water/

\*Corresponding to: djlee@ntu.edu.tw

methanol solutions and revealed that methanol molecules were medium ligands to  $Al_{13}$  cluster. These results clearly demonstrated that anions can affect the stability of nano- $Al_{13}$ , with effects following acetonitrile > methanol > chloride.

Coagulation-sedimentation is a cost-effective process to eliminate NOM from waters (Bratby, 2006). This study characterized the  $Al_{13}$  contents in self-synthesized product and demonstrated the possible inhibition effects of counter ions on coagulation efficiency of studied Al coagulants on humic acids removal from water.

## 2. MATERIALS AND METHODS

### 2.1 Chemicals and materials

A laboratory synthesized  $Al_{13}$  was prepared by solvent precipitation method from  $AlCl_3 \cdot 6H_2O$  and purified as previously noted (Lin and Lee, 2010a). A fixed quantity of  $AlCl_3 \cdot 6H_2O$  salt (4.65 g) was dissolved in 20 ml deionized water at 353 K; aqueous NaOH (1.8 g in 20 ml deionized water) was then added drop wisely with vigorous mixing until  $[OH^-]/[Al] = 2.42$ . The yielded solution was turbid, but became clear after further mixing for 2 h at 353 K. Vacuum condensation at 333 K by a rotary evaporator (BÜCHI Rotavapor R-200, BÜCHI Labortechnik AG, Switzerland) was applied to the suspension to remove water until the final suspension volume was 5 ml. Then 10 ml of n-propanol was added into the suspension with mixing at room temperature for 10 min. Following this step 50 ml of acetone was added with mixing. Salt precipitated from the solution was filtered through a glass filter (Por. 4, nominal maximum pore size, 10-16  $\mu m$ ; Robu Glasfilter Gerařte GmbH, Hattern, Germany) and was rinsed using tetrahydrofuran (THF) to produce an off-white powder with an 85% yield.

Humic acid standard (Sigma-Aldrich, H16752, MO, USA) was firstly dissolved in 1 N NaOH and added deionized water as stock solution 1,000 ppm. Then, pH of the solution was adjusted to 6.36 by 0.1 N HCl and filtered through 0.45  $\mu m$  filters. The solution was then diluted to 75 mg/L concentration prior testing.

All the other chemicals (NaOH, NaCl, NaBr, NaI,  $Na_2SO_4$ ,  $Na_2CO_3$ ,  $Na_2C_2O_4$ ,  $NaClO_4$ ,  $NaBPh_4$ , NaSCN, NaPBz,  $NaPhSO_3$ , NaPac,  $NaBF_4$ ,  $NaC_{12}H_{25}SO_4$  (sodium dodecyl sulfate, SDS) and polyaluminum chloride (PACl) in 5.4% w/w  $Al^{3+}$ ) were purchased from Merck Taiwan Ltd. at the highest purities available.

### 2.2 Titration tests

Purified  $Al_{13}$  salt was dissolved in deionized water to generate 0.0128 M of Al solution. 50 ml of the  $Al_{13}$ -NaCl solution (pH 4.78, turbidity 15 by a nephelometric turbidity unit (NTU)) was poured into a conical flask on an autotitrator and stirred vigorously. A 0.4 M NaOH aqueous solution was added to the flask at flow rate of 1 ml/min until solution pH reached 13.

### 2.3 Coagulation tests

Humic acids solutions were diluted from stock solution with DI water to 152 mg/L at pH 6.9. In tests with counter-ions, prescribed amount of sodium salts were mixed at 0.17 mM equivalent ( $e^*[ion]/[Al^{3+}] = 3.35$ ) with the humic acid solution. The yielded humic acid solution was dosed with PACl or  $Al_{13}$  solutions at 53 mg/L in  $Al^{3+}$  with vigorous mixing (2 min) and then slow mixing (28 min). The supernatant was withdrawn from 2 cm from water surface after 30-min sedimentation. The UV spectra of each sample were scanned at the intensities of 220, 254, 280, 290, 300, 350, 400 and 450 nm recorded and averaged for humic acid content determination.

## 2.4 Analytical analysis

The synthesized  $\text{Al}_{13}$  powders, which were characterized by the IR spectra were determined using a Varian 640-IR spectrophotometer (FT-IR) (Varian NMR, Inc., Palo Alto, CA, USA) using KBr pellets dispersed with sample powders in the  $4000\text{--}400\text{ cm}^{-1}$  range. The  $^{27}\text{Al}$  NMR spectra were acquired by a Varian Unity Inova 500 spectrometer (Varian NMR, Inc., Palo Alto, CA, USA) at a resonating frequency of 130 MHz. The  $^{27}\text{Al}$  NMR spectra were referenced to  $\text{AlCl}_3 \cdot 6\text{H}_2\text{O}$  (0.5 M) at pH 2 (0 ppm). The  $\text{D}_2\text{O}$  solution of purified  $\text{Al}_{13}$  was poured into a 5-mm NMR tube. The  $^{27}\text{Al}$  solid-state magic angle spinning (MAS) NMR spectra were acquired with a Bruker DSX 400 spectrometer. The purified  $\text{Al}_{13}$  powder (42.8 mg) was then dissolved in 0.2 ml  $\text{D}_2\text{O}$  solution (0.17 M) for  $^{27}\text{Al}$ -NMR measurement. The number of scans was 1024. The purity of sample was characterized as peak ratio for  $\text{Al}_{13}$  and Al monomers. This purity does not count for other species such as  $\text{Al}_{30}$  or colloids formed after aging. The purified  $\text{Al}_{13}$  solution was prepared using analytical grade reagents and deionized water. The aluminum solution ( $[\text{Al}_{13}]^{+7}$ ) concentration was adjusted to 67 mM, and final pH was 4.78.

## 3. RESULTS AND DISCUSSION

### 3.1 Produced $\text{Al}_{13}$ salt

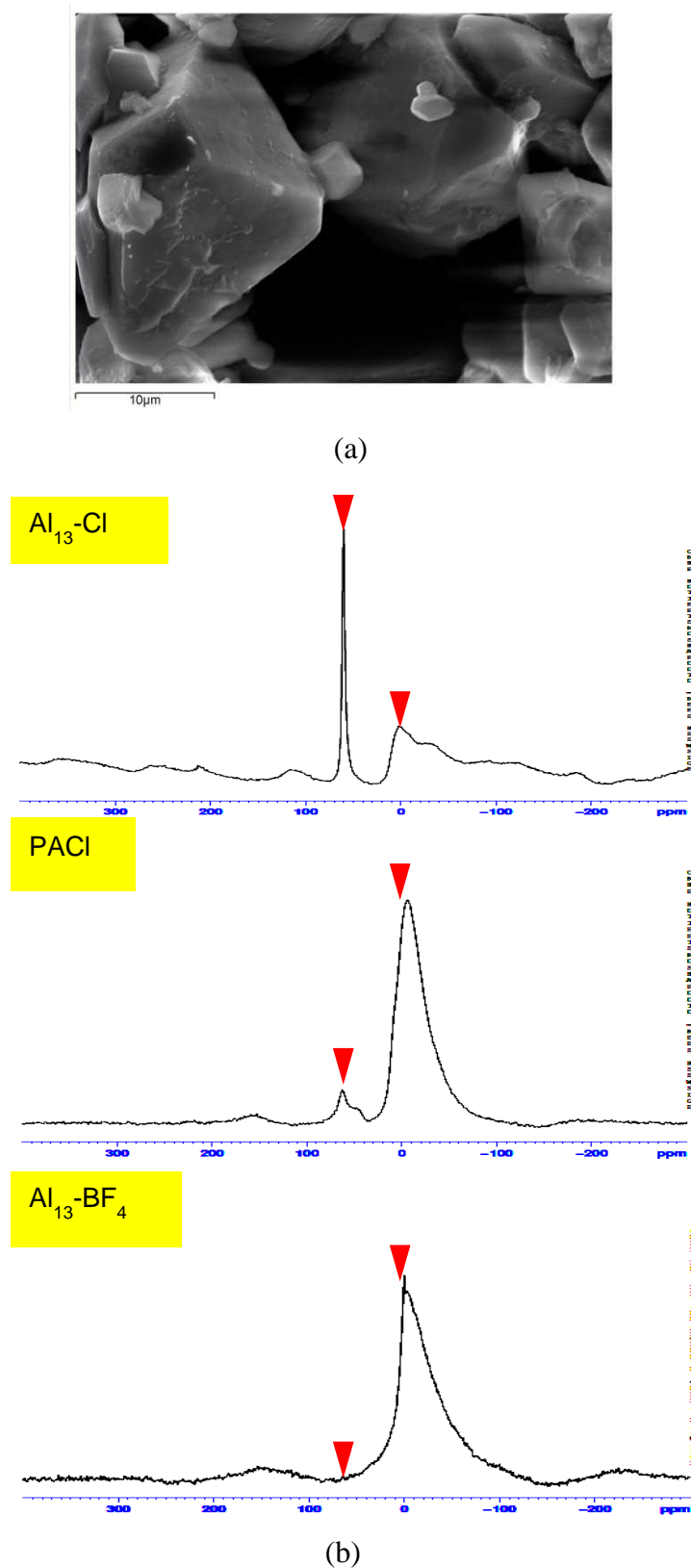
The SEM image of the produced  $\text{Al}_{13}$  salt is shown in Figure 1a. The sediment of  $\text{Al}_{13}$  salt is shown in Figure 2. The  $^{27}\text{Al}$  NMR spectra had two resonance peaks - a narrow peak at 62.5 ppm corresponding to the tetrahedral core of the  $\text{Al}_{13}$  polycation, and the 0 ppm peak for octahedrally coordinated monomeric Al species (Figure 1b). The relatively broad 0

ppm peak in  $^{27}\text{Al}$  NMR spectra was probably attributable to rapid quadrupolar relaxation of the unsymmetrical nucleus of aluminum hydroxide. The ratio between Td-Al and monomeric Al signal intensities indicates that the purified salt contained  $> 95\%$   $\text{Al}_{13}$  (top of Figure 1b). The IR spectrum for the purified  $\text{Al}_{13}$  cluster (spectrum not shown) clearly reveals the representative bands at  $999\text{ cm}^{-1}$  for the Al-OH-Al bond; the band at  $723\text{ cm}^{-1}$  for Keggin-AlivOOH; and  $636\text{ cm}^{-1}$  for Al-OH. Hence, the present purified product had high purity of  $\text{Al}_{13}$ .


The NMR spectrum of PACl tested in the present work had a weak 62.5 ppm peak and a relatively strong 0 ppm peak. The purity of  $\text{Al}_{13}$  in the PACl salt was estimated less than 25% (middle of Figure 1b).

### 3.2 Stability

Initial pH of the  $\text{Al}_{13}$  solution was roughly 4.74 (Figure 3a). The pH increased with B value owing to polymerization of Al oligomers and neutralization of free  $\text{H}^+$  in the solution (Foumier et al., 2008). At  $B = 5.2 - 5.8$ , the added  $\text{OH}^-$  primarily deprotonated the external water ligands on  $\text{Al}_{13}$  clusters. At  $B = 5.8$ , pH reached 8.2 and the titration reached equivalent point with deprotonation reaction to reduce the surface charge of  $\text{Al}_{13}$  clusters, resulting in their aggregation. The turbidities of the titration solution are an indicator for cluster stability. The particle distribution at  $B = 5.8$  indicated that the mean particle size was  $56.4\text{ }\mu\text{m}$  (Figure 3b). Over  $5.8 < B < 6.4$ , the added  $\text{OH}^-$  deprotonated the water ligands of formed  $\text{Al}_{13}$  aggregates and polymerized deprotonated aggregates into sol-gels (Wang et al., 2002). Particle size distribution at  $B = 6.4$  had mean particle size of  $1150\text{ }\mu\text{m}$  (Figure 3c). When pH was  $> 10$ , the formed sol-gels were dissolved into  $\text{Al}(\text{OH})_4^-$  (Archer et al., 2005). These



**Figure 1** (a) SEM image of the purified  $\text{Al}_{13}$  salt; (b) Solid-state  $^{27}\text{Al}$  NMR of aluminum salts. Top-down: Purified  $\text{Al}_{13}$  salt; PACl salt; purified  $\text{Al}_{13} + \text{NaBF}_4$  salt, respectively. Peaks at 62.5 ppm correspond to tetrahedral core, and 0 ppm to octahedrally coordinated monomeric Al species



**Figure 2** Appearances of collected sediments. (a) Al<sub>13</sub> salt; (b) Al<sub>13</sub>-humic acid sediments

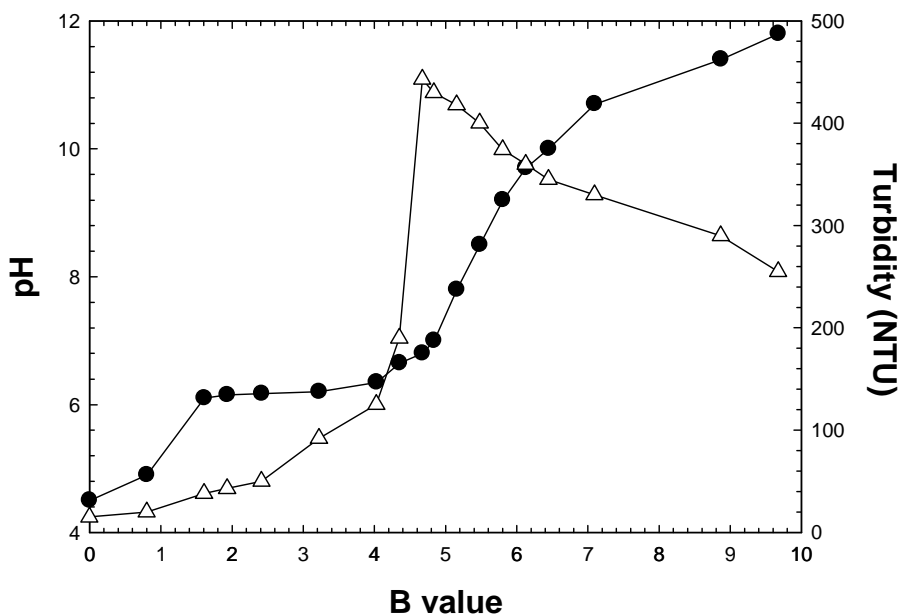
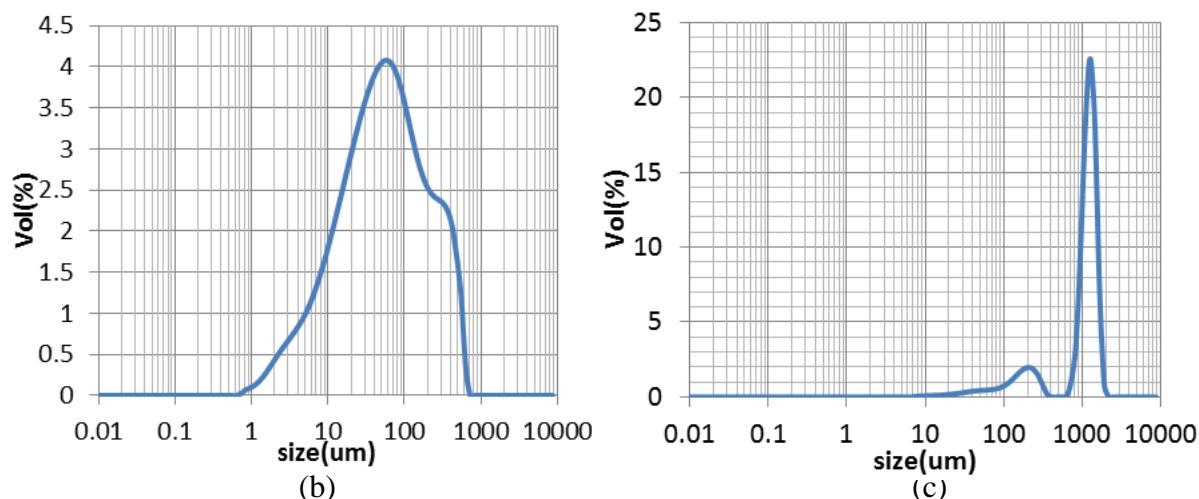


Figure 3 (a) (to be continued)



**Figure 3** Titration of  $Al_{13}$  solution containing 50 ml of 0.0128 M  $Al_{13}$ -NaCl solution at pH 4.78, 15 NTU by 0.4 M NaOH. (a) Titration curve; (b) particle size distribution at  $B=4.8$ ; (c) particle size distribution at  $B=9.8$ . Flow rate: 1 mL/min

experimental observations agree with those reported by Lin and Lee (2011) with purified  $Al_{13}$  without residual chloride. When chloride ions were presented in the solution, the  $B$  value triggering precipitation would be much lower, indicating the destabilizing role of chloride on  $Al_{13}$  clusters.

Some titrated samples at pH 8 were back-titrated using HCl to pH 4. Clear solution was formed, indicating de-aggregation of the  $Al_{13}$  cluster. The so-yielded solid has identical IR spectra as  $Al_{13}$  monomer. Hence, the aggregation of  $Al_{13}$  cluster is a reversible process depending on solution pH.

Titration with  $Na_2SO_4$  showed that the  $Al_{13}$  solution was destabilized at  $[SO_4^{2-}]/[Al^{3+}] > 0.65$  (Figure 4). In this test the pH ranged between 4.74 and 4.78, thus were not shown in the figure. Sulfate was presented in excess in purified  $Al_{13}$  salt by conventional  $SO_4^{2-}/Ba^{2+}$  method. This observation clearly demonstrated that the residual sulfate ions can induce structural deterioration of  $Al_{13}$  clusters.

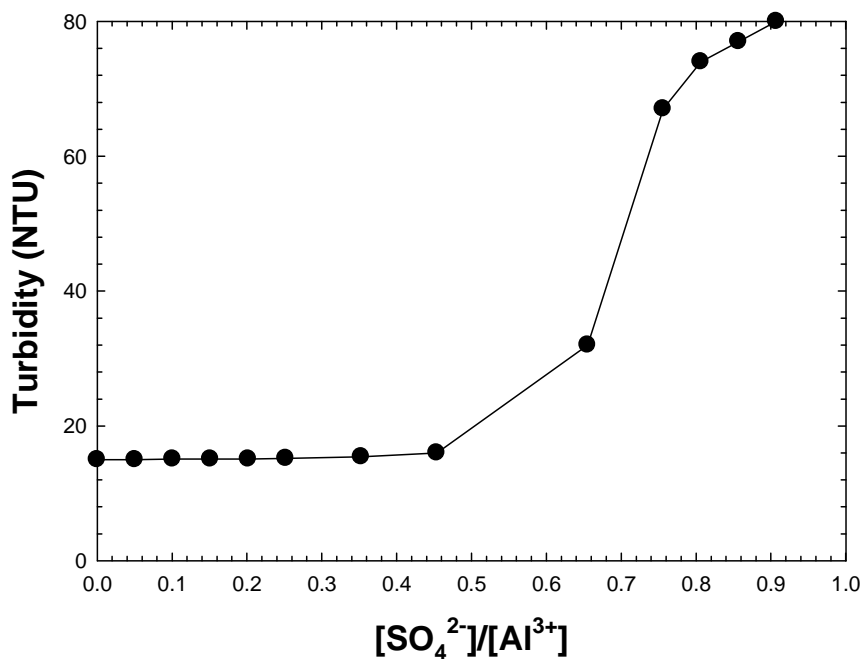
Sodium salts (NaOH, NaCl, NaBr, NaI,  $Na_2SO_4$ ,  $Na_2CO_3$ ,  $Na_2C_2O_4$ ,  $NaClO_4$ ,  $NaBPh_4$ , NaSCN, NaPBz,  $NaPhSO_3$ , NaPAC,  $NaBF_4$ ,  $NaC_{12}H_{25}SO_4$  and PACl) of 0.17 mM equivalent were added to the  $Al_{13}$  salt to confirm their role on cluster stability. The NMR spec-

trum of  $Al_{13}$ - $NaBF_4$  solids is shown in Figure 1b. Clearly the addition of  $NaBF_4$  completely destroyed the tetrahedral core of the  $Al_{13}$  polycation.

### 3.3 Coagulation tests

Fresh  $Al_{13}$  solution was prepared and used immediately in coagulation test. The removal efficiency of using 53 mg/L  $Al_{13}$  (in  $Al^{3+}$ ) on 152 mg/L humic acid solution were high (100% in Figure 5a). The yielded sediment is shown in Figure 2. The presence of  $OAc^-$  and  $BF_4^-$  significantly inhibited coagulation capability of  $Al_{13}$  on humic acids. The inhibition capability of dosed sodium salts on coagulation capability of  $Al_{13}$  follows:  $BF_4^- > OAc^- > PhSO_3^- > I^- > SCN^- > BPh_4^- > Br^- > OBz^- > Cl^- > ClO_4^- \sim SO_4^{2-}$ .

The  $Al_{13}$  solution was prepared and aged at room temperature for 48 h. The removal efficiency of using 53 mg/L  $Al_{13}$  (in  $Al^{3+}$ ) on 152 mg/L humic acid solution were still high (99.3% in Figure 5b). The presence of 0.17 mM sodium salts inhibited coagulation capability of  $Al_{13}$  on humic acids. Adding NaCl, NaBr or NaI led to 11-21% reduction of coagulation efficiency. The presence of  $Na_2SO_4$ , NaOAc, EDTA and  $NaC_2O_4$  would



**Figure 4** Titration curve of Al<sub>13</sub> solution containing 50 ml of 0.0128 M Al<sub>13</sub>-NaCl solution at pH 4.78, 15 NTU by (a) 0.4 M NaOH (b) 0.25 M Na<sub>2</sub>SO<sub>4</sub><sup>2-</sup>. Flow rate: 1 mL/min

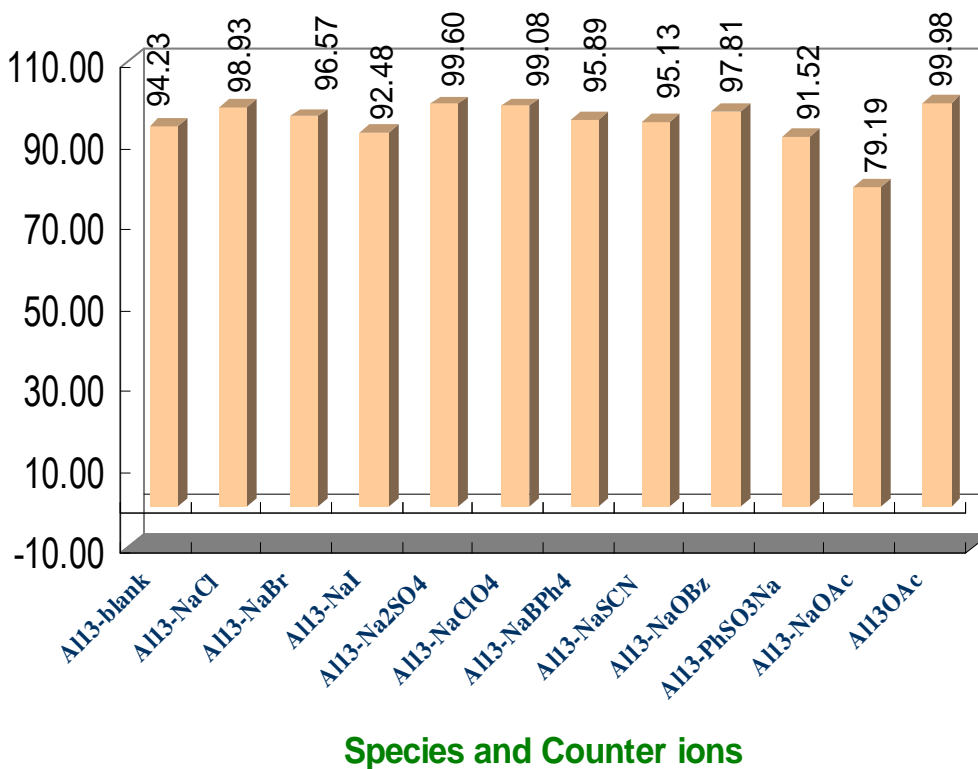
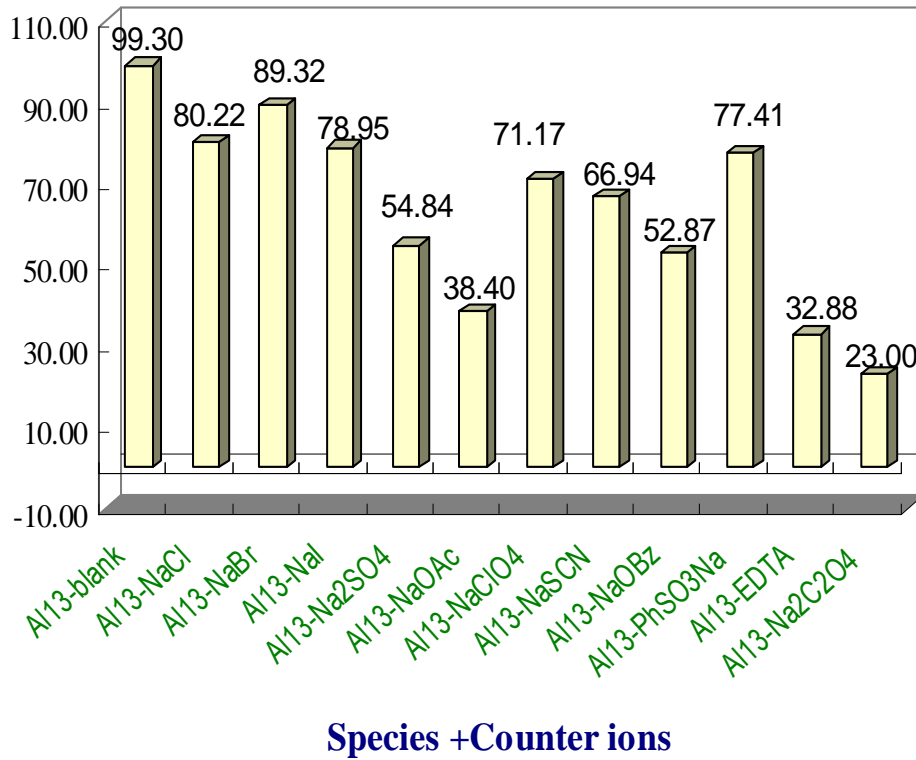
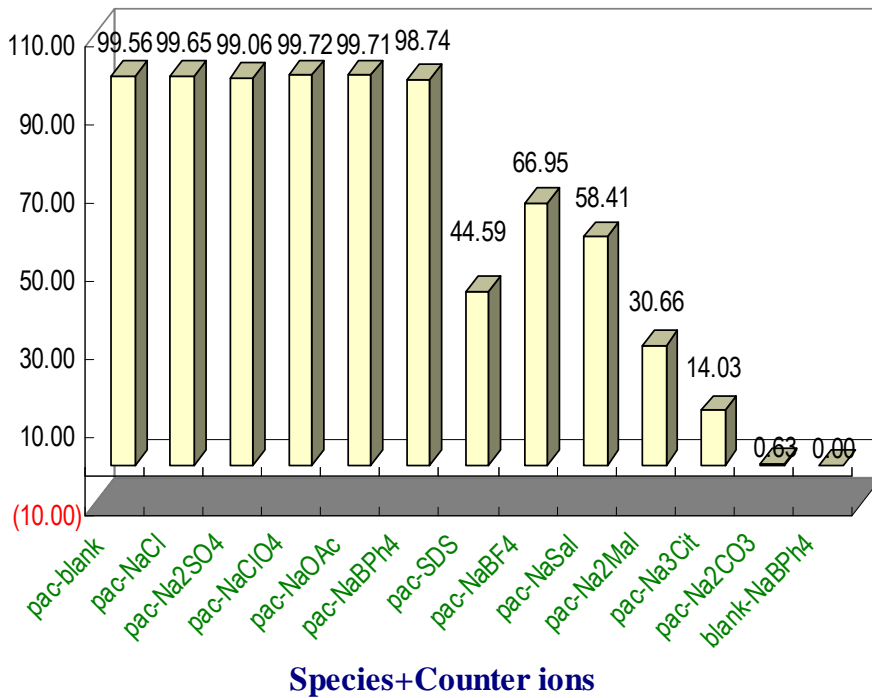


Figure 5 (a) (to be continued)



(b)

**Figure 5** Removal efficiency of humic acids from waters: (a) Fresh Al<sub>13</sub> solution; and (b) 48-h aged Al<sub>13</sub> solution (152 mg/L humic acids at pH 6.9 dosed with 53 mg/L Al<sub>13</sub>)



**Figure 6** Removal efficiency of humic acids from waters (152 mg/L humic acids at pH 6.9 dosed with 53 mg/L PACl in Al<sup>3+</sup>)



inhibit > 50% of coagulation capability. The inhibition capability of dosed sodium salts on coagulation capability of  $Al_{13}$  follows:  $C_2O_4^{2-} > EDTA > OAc^- > OBz^- > SO_4^{2-} > SCN^- > PhSO_3^- > I^- \sim Cl^- > Br^-$ .

Tests with 53 mg/L PACl (in  $Al^{3+}$ ) on 152 mg/L humic acid solution were conducted as a reference (Figure 6). Inhibition effects on coagulation followed:  $CO_3^{2-} > citrate > malate > dodecylsulfonate > salicylate > BF_4^- \gg BPh_4^- > SO_4^{2-} \sim Cl^- \sim ClO_4^- \sim OAc^-$ . The trend of inhibition of sodium salts on PACl was close to that on fresh  $Al_{13}$  rather than aged  $Al_{13}$ .

Experimental results revealed that aging of  $Al_{13}$  solution deteriorated coagulation capability of the  $Al_{13}$  clusters. Aged  $Al_{13}$  solutions in general had lower  $Al_{13}$  contents (data not shown). The poorer coagulation performance of aged  $Al_{13}$  solution as compared to fresh  $Al_{13}$  solution suggested that the anion- $Al_{13}$  interaction is weaker than anion- $Al(OH)_3$  interaction. Comparatively, the PACl was much more stable in solution form during aging. When using  $Al_{13}$  as coagulants, the possible aging effects in chemical preparation and operation should be taken into account.

Experimental results also revealed that the better the coordination capability of the anions, the higher the inhibition capability of the anions on  $Al_{13}$ /PACl coagulation with humic acids. However, the inhibition effect of  $C_2O_4^{2-}$  was greater than that of EDTA, indicating that the five-membered ring complex by N-atom on EDTA is not as stable as that by oxalate-Al. Distinct chemical properties of added salts led to very different coagulation behavior. The sizes and charge are close for  $ClO_4^-$  and  $BF_4^-$  ions, but their capability to inhibit coagulation with humic acids are very different. Likely the hydrolyzed products, fluoride ions, of tetrafluoroborate ions under acidic condition may bind to Al cluster to form stable  $AlF_6^{3-}$  leading

to deterioration of the cluster structure. Acetate is generally considered as a weak ligand in water. However, its presence at  $[OAc^-]/[Al] > 3$  could lead to deterioration of  $Al_{13}$  cluster (Figure 1c). At  $[OAc^-]/[Al] = 1$ , aggregation of  $Al_{13}$  was produced but the structure of  $Al_{13}$  cluster remained intact (data not shown). Benzoate is regarded as a weaker ligand than acetate, which has minimal effects of  $Al_{13}$  in PACl solution. However, benzoate has a significant effect on coagulation efficiency with humic acids. Benzenesulfonate is commonly applied in water as a counter ion. Its inhibition on coagulation of  $Al_{13}$  is not as high as benzoate. Hence, many chemical properties of anions affect the coagulation effects of  $Al_{13}$  with humic acids. Coagulation behavior without considering effects of counter ions is not possibly predicted correctly from first principles.

## CONCLUSIONS

This study synthesized and characterized  $Al_{13}$  salts, giving a purified  $Al_{13}$  product of purity > 95% w/w. The  $Al_{13}$  salt could be reversibly transformed between dispersed and aggregates states at  $pH < 8.2$ . Fresh and aged  $Al_{13}$  solutions had different coagulation behaviors. The inhibition capability of dosed sodium salts on coagulation capability of fresh  $Al_{13}$  follows:  $BF_4^- > OAc^- > PhSO_3^- > I^- > SCN^- > BPh_4^- > Br^- > OBz^- > Cl^- > ClO_4^- \sim SO_4^{2-}$ . The inhibition capability of dosed sodium salts on coagulation capability of aged  $Al_{13}$  follows:  $C_2O_4^{2-} > EDTA > OAc^- > OBz^- > SO_4^{2-} > SCN^- > PhSO_3^- > I^- \sim Cl^- > Br^-$ . PACl tests behaved closely with fresh  $Al_{13}$  solution. To use  $Al_{13}$  as coagulants, it is necessary to consider the possible aging effects and role of counter ions in chemical preparation and operation.

## REFERENCES

- Akitt, J.W. and Elders, J.M. (1985). Aluminum - 27 nuclear magnetic resonance studies of the hydrolysis of aluminum(III) Part 7. - Spectroscopic evidence for the cation  $[\text{AlOH}]^{2+}$  from line-broadening studies at high dilution. *Journal of Chemical Society Faraday Transaction I.: Physical Chemistry in Condensed Phases*, 81, 1923-1930.
- Archer, D.G., Widegren, J.A., Kirklin, D.R. and Magee, J.W. (2005). Enthalpy of solution of 1-octyl-3-methylimidazolium tetrafluoroborate in water and in aqueous sodium fluoride. *Journal of Chemical Engineering Data*, 50(4), 1484-1491.
- Bratby, J. (2006). *Coagulation and flocculation in water and wastewater treatment*. 2<sup>nd</sup> edition, IWA Publishing, London.
- Chen, Z.Y., Fan, B., Peng, X.J., Zhang, Z.G., Fan, J.H. and Luan, Z.K. (2006). Evaluation of  $\text{Al}_{30}$  polynuclear species in polyaluminum solutions as coagulant for water treatment. *Chemosphere*, 64(6), 912-918.
- Foumier, A.C., Shafran, K.L. and Perry, C.C. (2008). Potentiometric determination of the "formal" hydrolysis ratio of aluminum species in aqueous solutions. *Analytica Chimica Acta*, 607(1), 61-73.
- Gao, G., Chu, Y., Yue, Q. and Wang, Y. (2009). Purification and characterization of  $\text{Al}_{13}$  species in coagulant polyaluminum chloride. *Journal of Environmental Sciences*, 21(1), 18-22.
- Lin, J.C.T., Chen, A.C., Lin, Y.F., Lee, D.J. and Guo, W.M. (2012). Dense membranes pre-coated with aluminium tridecamer ( $\text{Al}_{13}$ ) for water treatment. *Desalination*, 284, 349-352.
- Lin, J.L., Chin, C.J.M., Huang, C.P., Pan, J.R. and Wang, D.S. (2008). Coagulation behavior of  $\text{Al}_{13}$  aggregates. *Water Research*, 42(16), 4281-4290.
- Lin, J.L., Huang, C.P., Chin, C.J.M. and Pan, J.R. (2009). The origin of  $\text{Al}(\text{OH})_3$ -rich and  $\text{Al}_{13}$ -aggregate flocs composition in PACl coagulation. *Water Research*, 43(17), 4285-4295.
- Lin, Y.F. and Lee, D.J. (2010a). Electrospray mass spectrometry studies of purified aluminium tridecamer in 50:50 water/acetonitrile mixture. *Journal of Physical Chemistry A*, 114(10), 3503-3509.
- Lin, Y.F. and Lee, D.J. (2010b). Purification of aluminum tridecamer salt using organic solvent precipitation. *Separation and Purification Technology*, 75(2), 218-221.
- Lin, Y.F. and Lee, D.J. (2011). Electrospray mass spectrometry studies of purified aluminum tridecamer in 50:50 water/methanol mixture. *Journal of the Taiwan Institute Chemical Engineers*, 42(4), 604-607.
- Liu, G.G., Qu, J.H. and Tang, H.G. (1999). The electrochemical production of highly effective polyaluminum chloride. *Water Research*, 33(3), 807-813.
- Matilainen, A., Vepsäläinen, M. and Sillanpää, M. (2010). Natural organic matter removal by coagulation during drinking water treatment: A review. *Advances in Colloid and Interface Science*, 159(2), 189-197.
- Roswell, J. and Nazar, L.F. (2000). Speciation and thermal transformation in alumina sols: Structures of the polyhydroxyoxoaluminum cluster  $[\text{Al}_{30}\text{O}_8(\text{OH})_{56}(\text{H}_2\text{O})_{26}]^{18+}$  and its  $\delta$ -Keggin moiety. *Journal of The American Chemical Society*, 122(15), 3777-3778.
- Sarpola, A., Hietapelto, V., Jalonen, J., Jokela, J. and Laitinen, R.S. (2004). Identification of the hydrolysis products of  $\text{AlCl}_3 \cdot 6\text{H}_2\text{O}$  by electrospray ionization mass spectrometry. *Journal of Mass Spectrometry*, 39(4), 423-430.
- Shafran, K., Deschaume, O. and Perry, C.C. (2004). High-temperature speciation studies of Al-ion hydrolysis. *Advanced Engineering Materials*, 6(10), 836-839.
- Shi, B.Y., Li, G.H., Wang, D.S. and Tang, H.X. (2007). Separation of  $\text{Al}_{13}$  from polyaluminum chloride by sulfate precipitation and nitrate metathesis. *Separation and Purification Tech-*

- nology, 54(1), 88-95.
- Wang, D.S., Sun, W., Xu, Y., Tang, H.X. and Gregory, J. (2004). Speciation stability of inorganic polymer flocculant-PACl. *Colloids and Surfaces A: Physicochemical and Engineering Aspects*, 243(1-3), 1-10.
- Wang, D.S., Tang, H.X. and Gregory, J. (2002). Relative importance of precipitation and charge neutralization on coagulation of kaolin with PACl: Effect of sulfate ion. *Environmental Science & Technology*, 36(8), 1815-1820.
- Xu, T., Wang, D.S., Liu, H., Lu, Y.Q. and Tang, H.X. (2003). Optimization of the separation and purification of Al<sub>13</sub>. *Colloids and Surfaces A: Physicochemical and Engineering Aspects*, 231(1-3), 1-9.
- Yan, M.Q., Wang, D.S., Qu, J.H., He, W.J. and Chow, C.W.K. (2007). Relative importance of hydrolyzed Al(III) species (Al<sub>a</sub>, Al<sub>b</sub>, and Al<sub>c</sub>) during coagulation with polyaluminum chloride: A case study with the typical micro-polluted source waters. *Journal of Colloid and Interface Science*, 316, 482-489.
- Zhao, H., Hu, C.Z., Liu, H.J., Zhao, X. and Qu, J.H. (2008). Role of aluminum speciation in the removal of disinfection byproduct precursors by a coagulation process. *Environmental Science & Technology*, 42(15), 5752-5758.
- Zhao, H.Z., Luan, Z.K., Su, Y.B. and Wang, S.G. (2002). Purification and characterization of Al<sub>13</sub> species. *Chemical Journal of Chinese Universities*, 23(5), 751-755.